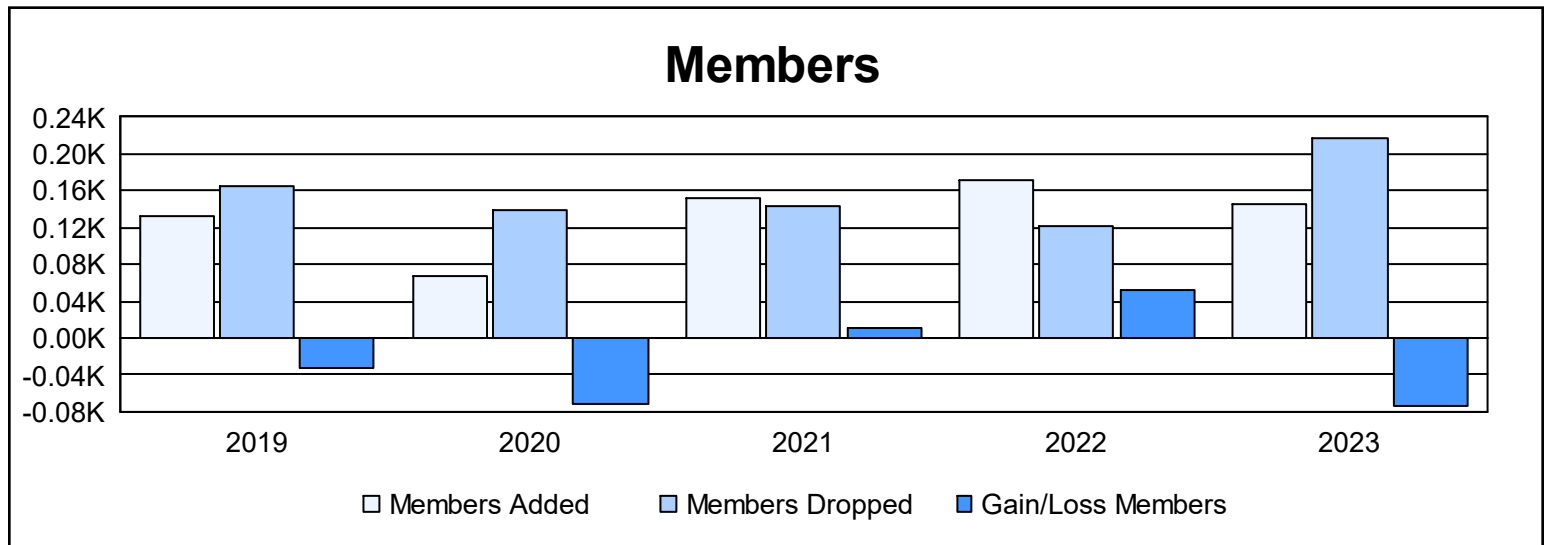
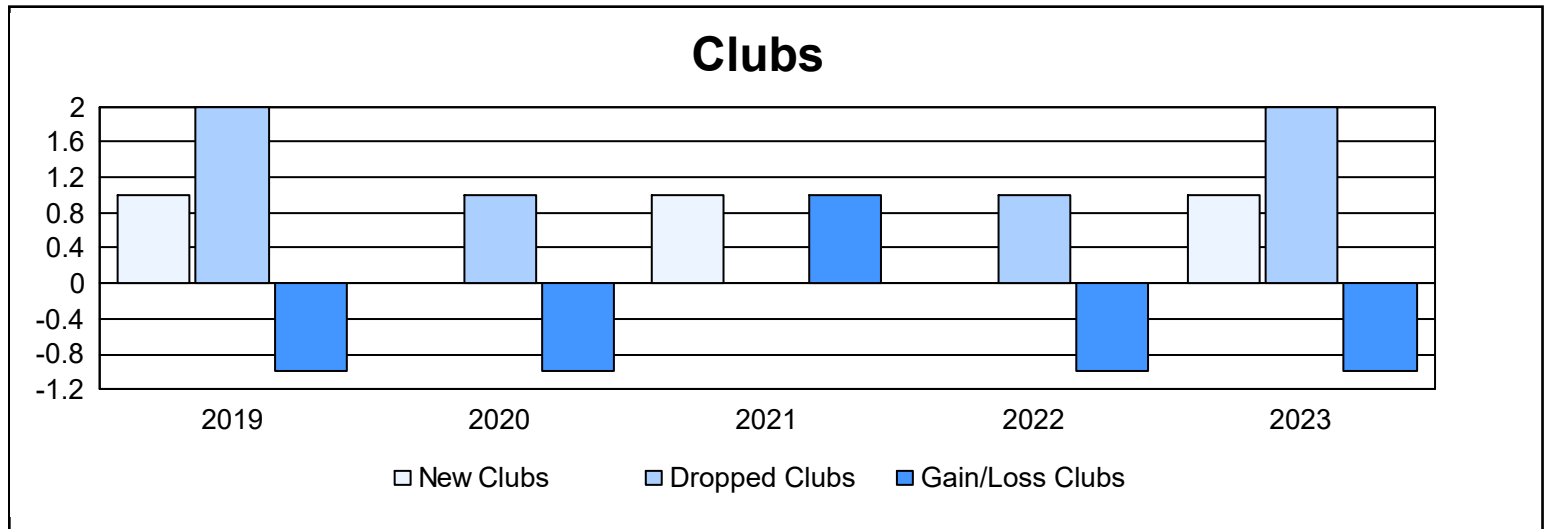
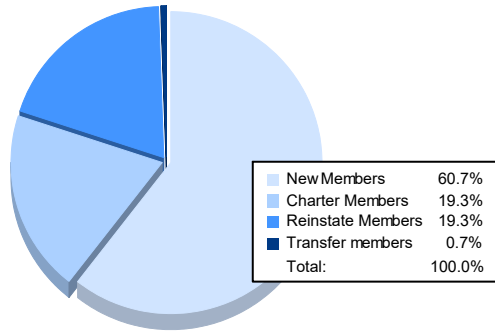


Year	New Clubs	Dropped Clubs	Gain/ Loss Clubs	New Members	Charter Members	Reinstate Members	Transfer Members	Total Member Added	Total Members Dropped	Gain/ Loss Members
2018-2019	1	2	-1	104	22	0	6	132	165	-33
2019-2020	0	1	-1	64	0	3	0	67	139	-72
2020-2021	1	0	1	113	34	5	1	153	143	10
2021-2022	0	1	-1	156	1	3	12	172	121	51
2022-2023	1	2	-1	88	28	28	1	145	218	-73
<b>Average</b>	<b>1</b>	<b>1</b>	<b>-1</b>	<b>105</b>	<b>17</b>	<b>8</b>	<b>4</b>	<b>134</b>	<b>157</b>	<b>-23</b>



### Membership Composition June 2023 Cumulative



### Gender Composition June 2023 Cumulative

